

| PROJECT | TYPE | NOTES |
|-----------------------------------------------------------------------------------------------------------------------------------------------------------------------------------------------------------------------------------------------------------------------------------------------------------------------------------------------------------------|------|-------|
| <p>OVERVIEW</p> <p>The TL24NEON-ASY neon solves your cabinet lightings needs. Using asymmetric beam spread in a wedge shaped housing allows the light-source to disappear when viewed directly. Silicone housings, available in white and black, allow for further camouflage. High temperature 3M tape allows for a reliable and discreet mounting.</p> | | |

JA8
TITLE 24
COMPLIANT

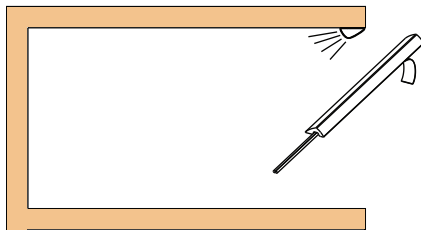
IP54



IP54 - WET LOCATION



APPLICATION



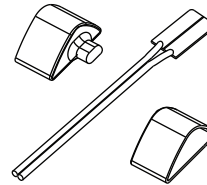
TECHNICAL SPECIFICATIONS

| | |
|-------------------------------|-----------------------------------|
| Operating Voltage | 24VDC |
| Power Consumption | 3.7W/ft |
| Lumens/ft (3000K) | 201lm/ft (BL), 219lm/ft (WH) |
| Efficacy (3000K) | 59lm/W |
| Dimming Levels | 0.1% (0-10V) 1% Phase |
| LED Chips/ft | 112/ft |
| Color Temperatures | 2400K, 2700K, 3000K, 3500K, 4000K |
| CRI | 92 |
| R9 Value | 66 |
| MacAdam Ellipse Binning | 3-step |
| Beam Angle / Polarizing Angle | 120° / 40° |
| LED Life | 50,000 hrs |
| Cutable Increments | FREE-CUT (cut-anywhere) |
| Max. Run Length | 16.4' |
| Warranty | 5 years |

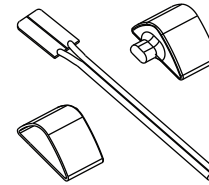
IES FILE (3000K)

 **DOWNLOAD**

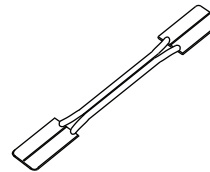
CONNECTORS & END CAPS



TL24NEON-ASY-LHK-BL/WH
 - Left Hand Kit (12" lead)*



TL24NEON-ASY-RHK-BL/WH
 - Right Hand Kit (12" lead)*



TL24NEON-ASY-JPC-BL/WH
 - Jumper 1.5"

*Each roll includes both a left hand kit and a right hand kit

ORDER CODE

| | | | | |
|----------|-----|---|---|---|
| TL24NEON | ASY | - | - | - |
|----------|-----|---|---|---|





HOUSING
BL - Black
WH - White

CRI / CCT
924 - 90+ / 2400K
927 - 90+ / 2700K
930 - 90+ / 3000K
935 - 90+ / 3500K
940 - 90+ / 4000K

ROLL LENGTH
5 - 5M/16.4ft
XX - Custom



DRIVER CUTSHEETS

| DESCRIPTION | INPUT | OUTPUT | WATTAGES | SPECIFICATION SHEETS | |
|-----------------------------|------------|--------|----------|----------------------|-------------------------------------------------------------------------------------|
| Non-Dimming Indoor-Outdoor | 90-305VAC | 24VDC | 40W-480W | DR-24VDC-OUT |  |
| Phase Dimming Indoor | 100-130VAC | 24VDC | 24W-60W | DR-24VDC-DIMA |  |
| 0.5% & 1% Universal Dimming | 100-277VAC | 24VDC | 30W-300W | DR-24VDC-DIMS-UNV |  |
| 0.1% & 1% Universal Dimming | 120-277VAC | 24VDC | 96W | DR-24VDC-DIML-UNV |  |

VOLTAGE DROP CALCULATOR

| LOAD (WIRE GAUGE) | 10W | 20W | 30W | 40W | 50W | 60W | 70W | 80W | 90W | 100W |
|-------------------|--------|--------|--------|--------|--------|--------|--------|-------|-------|-------|
| 20AWG | 85 ft | 43 ft | 27 ft | 21 ft | 17 ft | 14 ft | 12 ft | 11 ft | 9 ft | 8 ft |
| 18AWG | 134 ft | 68 ft | 45 ft | 33 ft | 27 ft | 22 ft | 19 ft | 17 ft | 15 ft | 14 ft |
| 16AWG | 215 ft | 109 ft | 72 ft | 54 ft | 43 ft | 36 ft | 31 ft | 27 ft | 24 ft | 22 ft |
| 14AWG | 345 ft | 174 ft | 115 ft | 86 ft | 69 ft | 57 ft | 49 ft | 43 ft | 39 ft | 36 ft |
| 12AWG | 539 ft | 272 ft | 181 ft | 135 ft | 108 ft | 90 ft | 77 ft | 68 ft | 61 ft | 56 ft |
| 10AWG | 784 ft | 397 ft | 263 ft | 197 ft | 158 ft | 131 ft | 112 ft | 98 ft | 87 ft | 82 ft |

