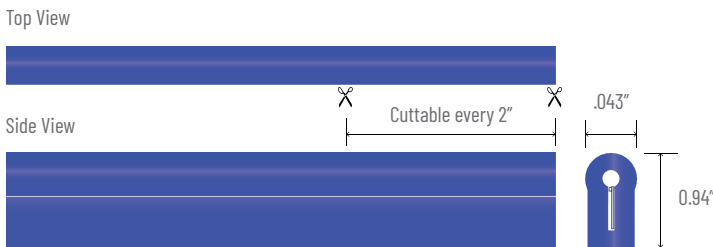



PROJECT	TYPE	NOTES
---------	------	-------

OVERVIEW

The TL24-NEON flexible LED neon is great for replacing existing neon and looks identical to traditional neon lighting in new applications. TL24-NEON brings the efficiency of LED technology and durability of modern materials. A robust copper flexible printed circuit board allows you long runs of 50ft (S0) or 32.8ft (H0), with no voltage drop. It is field cuttable every 2" allowing design flexibility. Constructed of UV and salt water resistant silicone and being IP66 rated allows this product to stand up to even the most challenging environments. If your project requires IP67, we also offer a Pool & Spa version. Illuminate your indoor and outdoor applications with confidence.

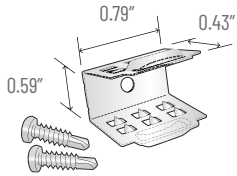


TECHNICAL SPECIFICATIONS

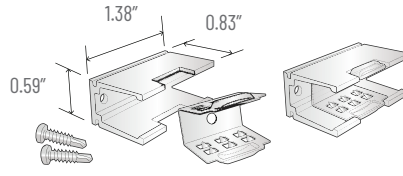
	S0	H0
Operating Voltage	24VDC	
Power Consumption	1.8W/ft	2.9W/ft
Lumens/ft (2700K)	100lm/ft	178lm/ft
Efficacy (2700K)	56lm/W	62lm/W
Color Temperatures	2700K, 3000K, 4000K, 6500K, Custom CCT	
Colors	Red, Green, Blue, Yellow, AMBER (Turtle Friendly), Custom Color	
CRI	90+	
Beam Spread	220°	
LED Life	60,000 hrs	
Cuttable Increments	2.0"	
Minimum Bend (side) Radius	2.0"	
Maximum Run Length	50.0'	32.8'
Warranty	5 years	



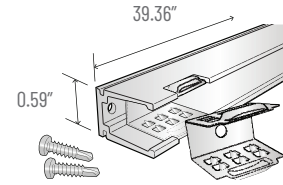
MOUNTING AND INSTALLATION ACCESSORIES



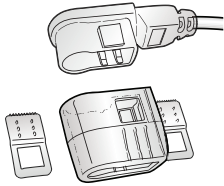
TL24-NEON-CL - Stainless steel clip **CL**



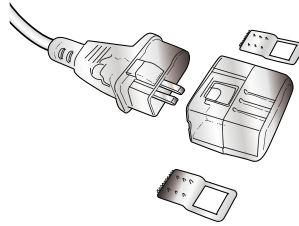
TL24-NEON-CLA - Clip with aluminum mount **CA**



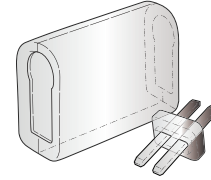
TL24-NEON-AC - Aluminum channel



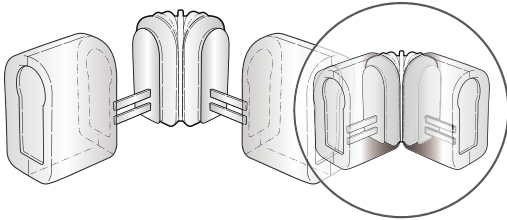
TL24-NEON-PFB - Power feed bottom **FB**



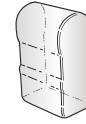
TL24-NEON-PFI - Power feed inline **FI**



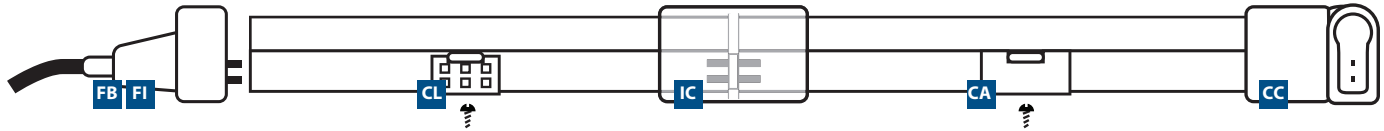
TL24-NEON-IC - In-line connector **IC**



TL24-NEON-CC - 90° Corner connector **CC**



TL24-NEON-EC - End cap



ORDER CODE

TL24	-	NEON	-	-	-
------	---	------	---	---	---

OUTPUT

- SO - Standard Output
- HO - High Output

CCT/COLOR

- 27 - 2700K
- 30 - 3000K
- 40 - 4000K
- 65 - 6500K
- RD - Red
- GR - Green
- BL - Blue
- YL - Yellow
- AM - Amber (Turtle Friendly)
- XX - Custom

ROLL LENGTH



- 10 - 10M/32.8ft
- 50ft - 50.0ft*
- XX - Custom

*50ft rolls only available in SO

- Leave blank for standard IP66
- PS - Pool & Spa IP67



DRIVER CUTSHEETS

DESCRIPTION	INPUT	OUTPUT	WATTAGES	SPECIFICATION SHEETS	
Non-Dimming Indoor/Outdoor	90-305VAC	24VDC	40W-480W	DR-24VDC-OUT	
Universal Phase Dimming In/Outdoor	100-277VAC	24VDC	30W-300W	DR-24VDC-DIMS	

VOLTAGE DROP CALCULATOR Wire Gauge Calculator - Load vs AWG vs Max. Distance Away From Driver

LOAD (WIRE GAUGE)	10W	20W	30W	40W	50W	60W	70W	80W	90W	100W
20AWG	85 ft	43 ft	27 ft	21 ft	17 ft	14 ft	12 ft	11 ft	9 ft	8 ft
18AWG	134 ft	68 ft	45 ft	33 ft	27 ft	22 ft	19 ft	17 ft	15 ft	14 ft
16AWG	215 ft	109 ft	72 ft	54 ft	43 ft	36 ft	31 ft	27 ft	24 ft	22 ft
14AWG	345 ft	174 ft	115 ft	86 ft	69 ft	57 ft	49 ft	43 ft	39 ft	36 ft
12AWG	539 ft	272 ft	181 ft	135 ft	108 ft	90 ft	77 ft	68 ft	61 ft	56 ft
10AWG	784 ft	394 ft	263 ft	197 ft	158 ft	131 ft	112 ft	98 ft	87 ft	82 ft

